



Garment District

Week 31, 2017

07/31/2017 to 08/06/2017



STATE - New York

Monday to Sunday

COUNT TYPE: Ped Counts

Weekly Ped Counts

Benchmark calculations (Year on Year and Week on Week) have been calculated using like for like data sets (only those counters available in both comparison periods) to ensure statistical accuracy

	Year to Date % Change		Year on Year % Change		Week On Week % Change	
	2017	2016	2017	2016	2017	2016
Garment District	▲ 4.9 %	▼ -5.4 %	▲ 0.5 %	▲ 5.8 %	▼ -3.1 %	▲ 8.5 %
New York	▲ 0.4 %	▲ 2.6 %	▼ -3.0 %	▼ -2.1 %	▼ -1.9 %	▲ 0.2 %
USA	▼ -1.3 %	▲ 2.3 %	▼ -3.1 %	▼ -1.5 %	▼ -0.3 %	▼ -0.3 %

Headlines

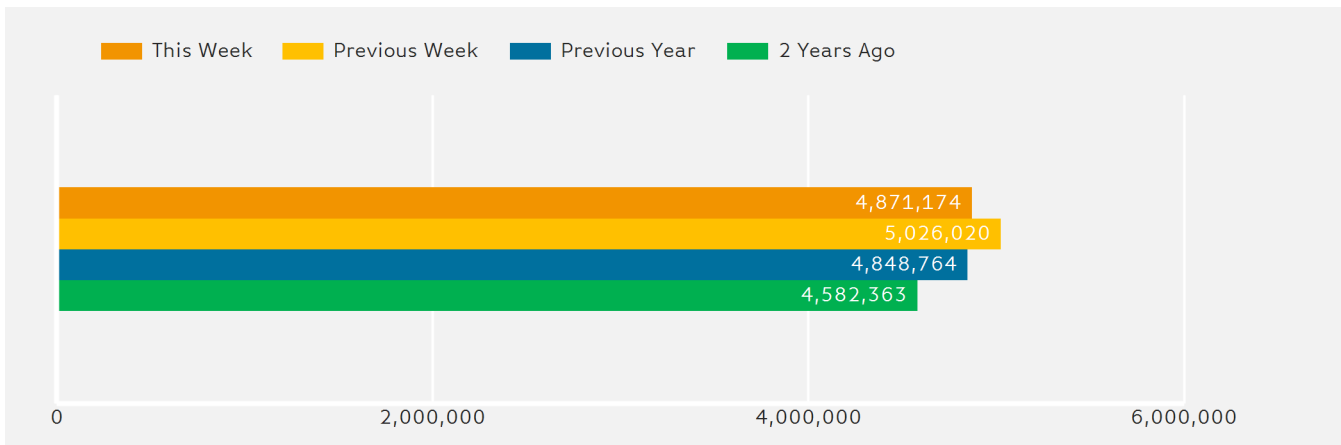
The total number of Pedestrians to Garment District for the last 52 weeks is 221,263,295 which is 5.5% up on the previous year.

The total number of Pedestrians for the year to date is 129,290,087 which is 4.9% up on the previous year.

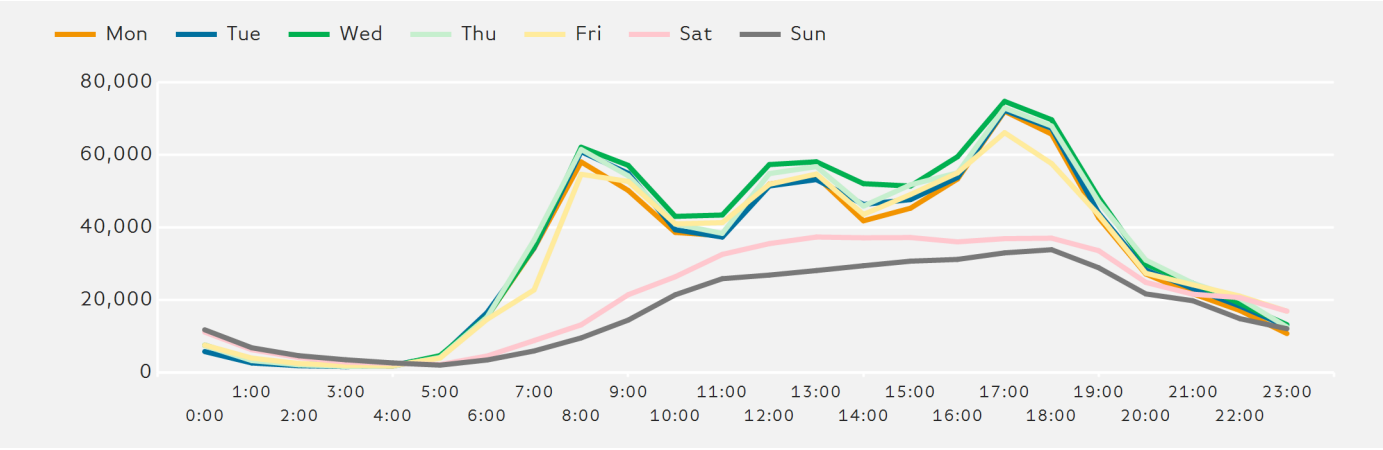
The total number of Pedestrians to Garment District in week commencing 31 July 2017 was 4,871,174.

The busiest day in week commencing 31 July 2017 was Wednesday with 834,776 Pedestrians.

Ped Counts Totals by Week



Ped Counts by Hour



Weather

	Mon	Tue	Wed	Thu	Fri	Sat	Sun
This Week	87	89	86	84	82	84	80
Previous Week	71	69	75	78	82	75	80
Previous Year	77	77	77	78	80	84	84

Ped Counts by Day

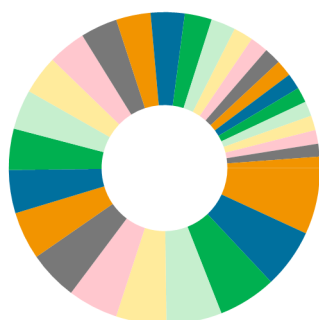
	Mon	Tue	Wed	Thu	Fri	Sat	Sun	Weekly Total
This Week	758,385	779,299	834,776	807,223	759,196	510,279	422,016	4,871,174
Previous Week	778,171	847,534	816,719	866,355	811,351	516,196	389,694	5,026,020
Previous Year	798,371	822,921	781,139	812,364	783,941	476,664	373,364	4,848,764
2 Years Ago	711,576	722,482	785,052	790,534	695,978	475,446	401,295	4,582,363
Week on Week % Change	-2.5 %	-8.1 %	2.2 %	-6.8 %	-6.4 %	-1.1 %	8.3 %	-3.1 %
Year on Year % Change	-5.0 %	-5.3 %	6.9 %	-0.6 %	-3.2 %	7.1 %	13.0 %	0.5 %

Ped Counts By Location

	This Week	Previous Week	Previous Year	Week on Week % Change	Year on Year % Change	
40 at 7 NW	64,713	65,992	83,773	-1.9 %	-22.8 %	
40 at 7 SE	171,726	177,506	177,705	-3.3 %	-3.4 %	
40 at 7 SW	98,957	94,733	101,867	4.5 %	-2.9 %	
6th Avenue at 1032	254,130	251,937	258,951	0.9 %	-1.9 %	
6th Avenue at 1033	208,008	205,092	200,863	1.4 %	3.6 %	
7 at 40 NW	200,961	219,003	192,788	-8.2 %	4.2 %	
7 at 40 SE	249,661	250,070	259,221	-0.2 %	-3.7 %	
7 at 40 SW	293,659	317,077	326,561	-7.4 %	-10.1 %	
7 at W 37 NE	136,839	151,379	146,140	-9.6 %	-6.4 %	
7 at W 37 NW	280,803	285,938	283,514	-1.8 %	-1.0 %	
7 at W 37 SE	186,483	203,432	231,563	-8.3 %	-19.5 %	
7 at W 37 SW	334,837	347,091	338,512	-3.5 %	-1.1 %	
8 at W 36 NE	241,605	249,950	238,229	-3.3 %	1.4 %	
8 at W 36 NW	195,915	200,525	207,066	-2.3 %	-5.4 %	
8 at W 36 SE	254,562	258,900	254,538	-1.7 %	0.0 %	
8 at W 36 SW	218,048	225,552	192,541	-3.3 %	13.2 %	
Broadway 1300 Pedestrian Zone	74,752	85,435		-12.5 %		
Broadway 1400 Pedestrian Zone	90,906	101,140		-10.1 %		
Broadway at 1359	174,525	174,729	185,139	-0.1 %	-5.7 %	
Broadway at 1370	123,951	130,800	126,521	-5.2 %	-2.0 %	
Broadway at 1411	191,821	181,907	193,926	5.5 %	-1.1 %	
Broadway at 1430	298,734	303,446	262,604	-1.6 %	13.8 %	
W 36 at 8 NE	84,858	86,525	84,969	-1.9 %	-0.1 %	
W 36 at 8 NW	80,219	80,843	94,592	-0.8 %	-15.2 %	
W 36 at 8 SE	82,943	89,344	98,233	-7.2 %	-15.6 %	
W 36 at 8 SW	76,722	72,491	80,559	5.8 %	-4.8 %	
W 37 at 7 NW	57,387	58,535	65,553	-2.0 %	-12.5 %	
W 37 at 7 SE	69,026	78,006	88,058	-11.5 %	-21.6 %	
W 37 at 7 SW	74,423	78,642	74,778	-5.4 %	-0.5 %	

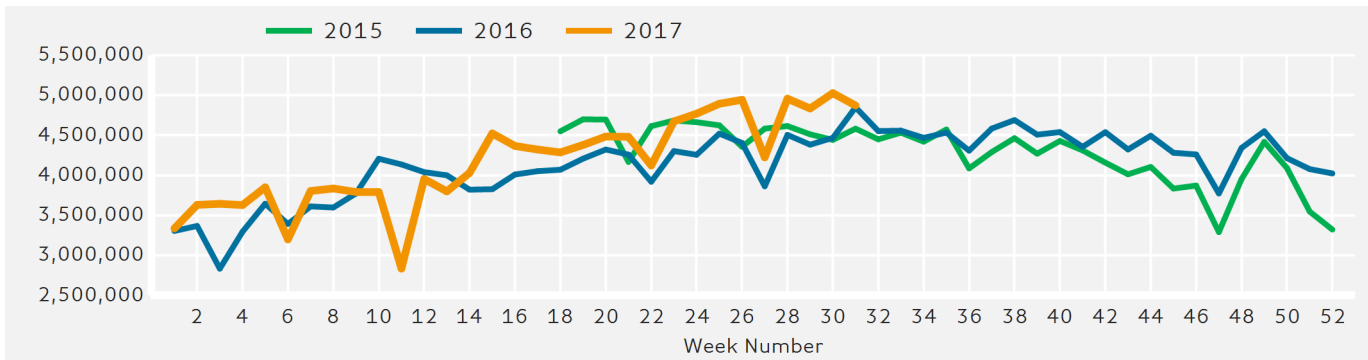
Ped Counts by location

Counting By Location - Main Locations Only



- 7 at W 37 SW, 6.9 %
- Broadway at 1430, 6.1 %
- 7 at 40 SW, 6.0 %
- 7 at W 37 NW, 5.8 %
- 8 at W 36 SE, 5.2 %
- 6th Avenue at 1032, 5.2 %
- 7 at 40 SE, 5.1 %
- 8 at W 36 NE, 5.0 %
- 8 at W 36 SW, 4.5 %
- 6th Avenue at 1033, 4.3 %
- 7 at 40 NW, 4.1 %

Ped Counts by Week



Year to Date % Change is the annual % change in footfall from January of this year compared to the same period last year.
Year on Year % Change is the % change in footfall for this week compared to the same week in the previous year.
Week on Week % Change is the % change in footfall for this week from the previous week.